




RIX Wikis are simple, accessible, secure and easy to build personal websites. They can be used to create multimedia person centred plans that use video, pictures, sound and words to capture the voice, skills, aspirations and needs of the individual. The RIX Wiki has been developed with and for people with learning disabilities, their families, carers, and support professionals.

Accessing Rix Wiki step by step guide:

1. Find Rix wiki at this address: <https://www.rixwiki.org/>
2. Click on the log in symbol, located top right of screen:



3. Log in using user name and password (capital letter for both initials of first name and surname)

A screenshot of the login form showing the '1. Enter your username' step. The 'Username' label is next to a text input field containing 'Joe Bloggs'.


4. 1st password: Enter the picture password (three images assigned to each pupil)

A screenshot of the 'Picture password' selection screen. It features a grid of 30 small icons representing various objects and animals. To the right of the grid are three empty boxes for selecting the first three images of the password.

5. 2nd password: Enter text password (case sensitive)

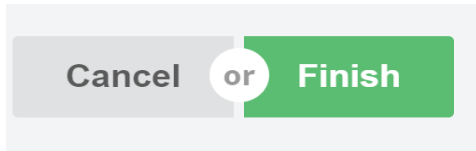
A screenshot of the 'Text password' input field. The label 'Text password' is on the left, and the input field contains a series of dots, indicating a masked password.

6. This will bring you to your son/daughters Wiki page.
7. To edit/add images and or text to the Wiki simply click on the writing tool, located on the top right of the page





8. You can add images, videos and text to the Wiki from your device. Once complete select 'Finish'



9. To log out from the Wiki select the padlock symbol, located on the top right of screen.



In the event that you experience any difficulties logging on, adding or editing the Wiki then please email the following address: wikiinfo@strathmore.richmond.sch.uk where I can offer assistance.

Summer term Weeks 1&2

Information to be entered into the Wiki:

Page 1:

- Image of pupil (this may already be in place) but can be changed if preferred

Also to be included in page 1: information about motivators/my favourite things/my priority outcomes...this enables each Wiki to be personalised and meaningful to each pupil.

- What am I motivated by? Special toy/game/song etc.
- What are my favourite things to do? Dance/sing/outdoor places
- What is important to me? To improve my mobility/speech/understanding/reading/interacting with new people for example.

