


>>> RECIPE

1 POLAR BEAR TOAST

recipe










INGREDIENTS AND TOOLS LIST

	Toaster	<input type="checkbox"/>
	1 Slice of Bread	<input type="checkbox"/>
	Cream Cheese	<input type="checkbox"/>
	1 Banana	<input type="checkbox"/>
	4 Blueberries	<input type="checkbox"/>
	Butter Knife	<input type="checkbox"/>

POLAR BEAR TOAST

recipe

STEPS TO COMPLETE

<p>1</p>	<p>Place bread into the toaster, remove when done.</p>		<input type="checkbox"/>
<p>2</p>	<p>Use knife to spread cream cheese onto the toast.</p>		<input type="checkbox"/>
<p>3</p>	<p>Use knife to slice banana to make 3 circles. * Be sure to have an adult's supervision and assistance.</p>		<input type="checkbox"/>
<p>4</p>	<p>Place 1 banana circle at the top left of the toast to make one ear. Place second banana circle at the top right of the toast to make second ear.</p>		<input type="checkbox"/>
<p>5</p>	<p>Place 1 blueberry on top of the left ear. Place the second blueberry on top of the right ear. The ears are now complete.</p>		<input type="checkbox"/>
<p>6</p>	<p>Place two blueberries next to one another near the center of the toast. The eyes are now complete.</p>		<input type="checkbox"/>
<p>7</p>	<p>Place the third banana circle below the blueberry eyes. Place a blueberry on top of this banana circle. The snout is now complete.</p>		<input type="checkbox"/>