

## Home Education – Summer 1 – Weeks 3 and 4

### Writing - Composition

Please continue to offer your child handwriting opportunities and sensory exploration to encourage the development of fine motor skills and control. If you do these on walls, tables and the floor it will build strength further.

Now we are thinking about how we are 'composing' and writing for a purpose. This can range from verbally explaining and labelling, to drawing, typing or ordering pictures/symbols to create a narrative.

#### Youtube Videos:


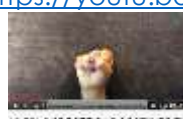
My story app Explained – Lauren

Clicker Writer App Explained – Lauren

Comics App (comic strip maker) Explained - Lauren

#### Video to introduce session whilst you get resources and area ready:

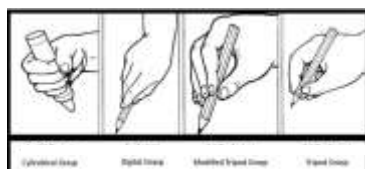
<https://youtu.be/fN1Cyr0ZK9M>



<https://youtu.be/o7U4jFs1jo4>

(even if it just helps to set the context every day, the repeated song each day will get your child's attention)

#### Visuals and key signs:



#### Ideas for composition activities:



- 1) 'My Story' app will help your child to develop fine motor skills by drawing and swiping as well as using their narration skills to comment on their drawings to create their own story.
- 2) 'Clicker Write' app. 4-week free trial. You can create your own sentences where they are spoken for you. You can also free-type or use prototype sentences. Good for non-verbal and verbal learners.
- 3) 'Comics' Comic Strip maker app. This app allows your child to be creative with their writing. You could set up the comic strip for them with your own images, or they could take ownership of this by taking their own photographs.
- 4) 'Labelling' body parts. This can be done on three levels. **A)** You draw (body part) and write (underneath) labels on post it notes and read them out as you go and your child has to match to your / a sibling's body part. **B)** You draw and write labels on post it notes and your child comprehends these independently and sticks them on person. **C)** Your child writes labels with some support.



#### Concrete resources (click the word for Amazon link)

##### [Lower case keyboard](#)

[Pencil grips](#) – Ask Strathmore OT which pencil grip/specialist equipment best suits your child.

##### [Whiteboard and pen](#)