

Early Years and Primary Home education - Summer 1 - weeks 5 and 6

Shapes

Below you will find several suggested activities, please choose the ones which will best suit the needs and interests of your child



Children will learn about common 2D shapes in the world around them.

Don't worry if you don't have the resources listed below, you can use something similar instead.


Warm up song:



<https://www.youtube.com/watch?v=g2jdZ46nK-M>

Games online:

https://www.abcya.com/games/shapes_geometry_game



Paint with shapes

Recourses: different colours paint, saucers, paper towel tubes, a sheet of paper

Activity: cut up paper towel tubes; put some paint on saucers; dip the tubes into paint and then make marks on the paper;



Art with shapes.

Recourses: different colours cut paper shapes (2 big red circles for ears; 2 orange circles smaller than red ones for eye balls; 2 small blue circles for eyes; 1 big square; 4 rectangles for feet and arms; 1 green triangle for head; glue (not necessary)

Activity: build a mouse from cut paper shapes; say the name of each shape once your child picks it;



Shape sandwiches

(you can do this during snack)

Recourses: bread; cucumber, cheese

Activity: cut bread into shape you want then ask your child to guess what shape you cut; use cut bread to make different shapes and flavour your child likes.




Extension work:

Sorting according to colour.

Resources: cotton buds;


Activity: help your child to build different shapes from cotton buds; when finished ask them to touch the shape then say the name of it.



Matching activity

Resources: cotton buds; different colour paint; a piece of paper and pencil

Activity: you can draw the shape on the piece of paper then ask the child to use the cotton buds along the lines or inside the shape; can they name the shape?

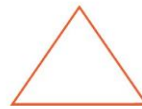


Find and match

Resources: real different shapes objects; shapes on a paper

Activities: ask you child to match the item to the drawn shape on the paper; Can they say the name?

Match up items that are the same shape.



5 + 3 =

5 + 5 =

6 + 3 =