

## Early Years and Primary Home education - Summer 2 - weeks 1 and 2 Size

Below you will find several suggested activities, please choose the ones which will best suit the needs and interests of your child



Children will learn about sizes in the world around them. Don't worry if you don't have the resources listed below, you can use something similar instead.

Warm up song:



<https://www.youtube.com/watch?v=XAMtgyiUhlo>

Games online:

<https://uk.ixl.com/math/year-1/size-patterns>



## Compare the size

**Resources:** different sizes buckets, different sizes shoes

**Activity:** set up a big and small bucket; ask your child to look for different pair of shoes to sort them by size.



## Sorting tray

**Resources:** different sizes button or pompoms;

**Activity:** sort the pompoms or buttons according to the size;




## Size ordering

**Resources:** different sizes straws, cubes, buttons

**Activity:** create a board as shown below;

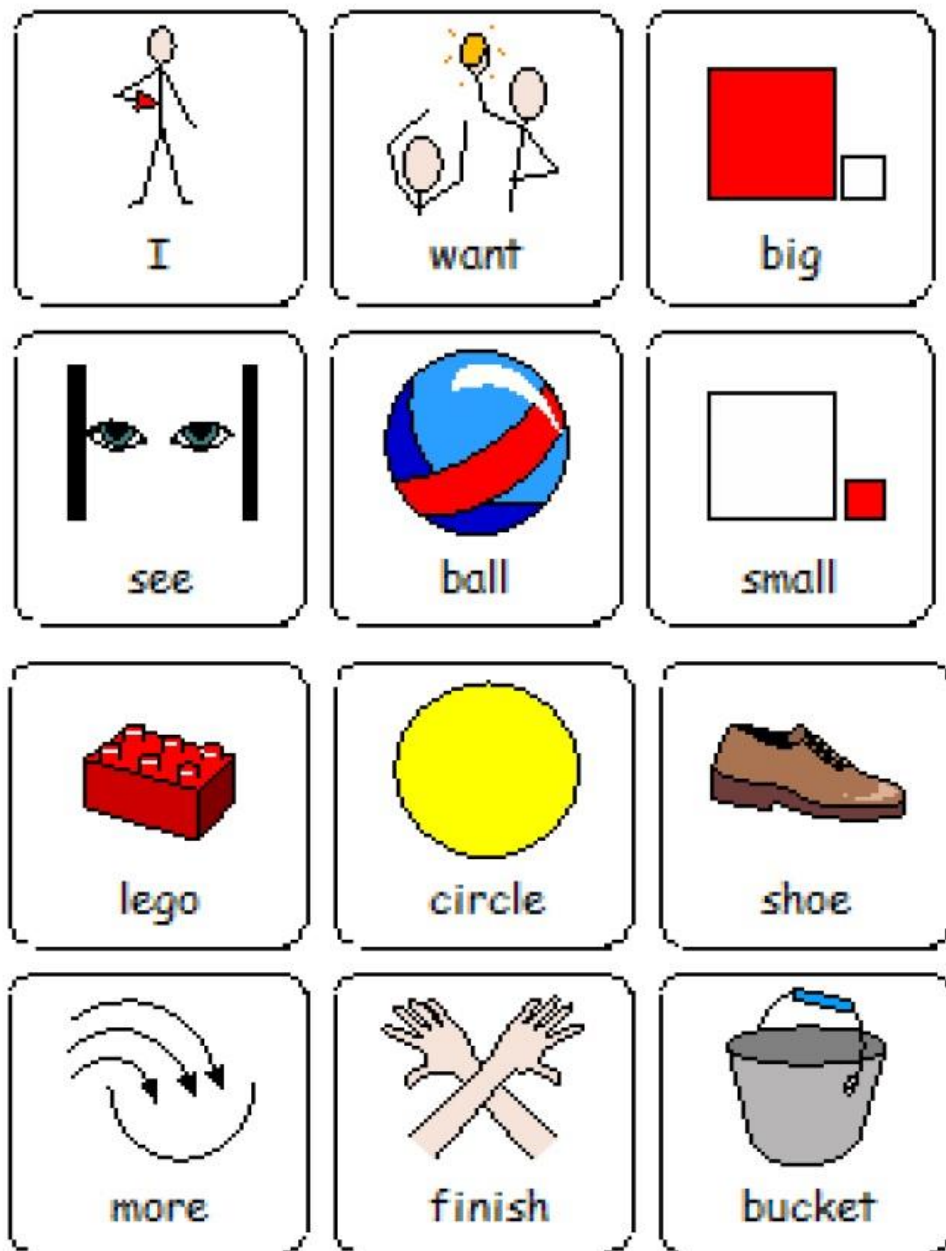
Model your child ordering objects by size;



## ALD board and Makaton signs for size

Please, find below and **aided language display** board to increase language output during activities.

Ask or model your child to point at the symbols to make one, two, three-part sentences.



Try this visual and key signs:



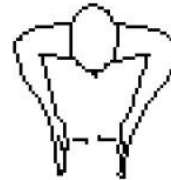
I



see



big



small



