

Early Years and Primary Home Education – Summer 2 week 1 and week 2

What is phonics?

Phonics is a method for teaching reading and writing, which some children find useful. Children link sounds (phonemes) and their written form (graphemes) in order to recognise and read words, using basic units of knowledge to “decode” new or unfamiliar words.

This website provides information for parents on phonics.

<https://home.oxfordowl.co.uk/reading/learn-to-read-phonics/>

Below you will find several suggested activities, please choose the ones that best suit the needs and interests of your child.




Listening

Listen to the different sounds?

What can you hear?


<https://www.youtube.com/watch?v=yT8u1ge58jc>



Phonics songs

This song is focused on the sound m. If you could join in the song and say the letter sounds with your child it will make it more fun.

<https://www.bing.com/videos/search?q=Jolly+Phonics+Letter+M+Song&&view=detail&mid=0398D9478B71E42C13180398D9478B71E42C1318&&FORM=VRDGAR&ru=%2Fvideos%2Fsearch%3Fq%3DJolly%2BPhonics%2BLetter%2BM%2BSong%26FORM%3>



Phonic songs

This song is focused on learning digraphs – where two letters make one sound, like “sh” and “ch”

<https://www.youtube.com/watch?v=NK8Tvu6bJk>



Strathmore learners love...

Listen to the sounds with your child. What can you hear?

<https://www.youtube.com/watch?v=yT8u1ge58jc>


Play I spy with your child. Point to a picture that starts with the letter m, d, g, o, c and k.

<file:///S:/Classes/2019-2020/Andromeda/Phonics/Phase%202/i-spy-initial-sounds-phase-2-phonics-m-d-g-o-c-k-activity.pdf>

Play a rhyming game with your child. Use the pictures to help you.

<file:///S:/Classes/2019-2020/Andromeda/Phonics/Phase%203/Rhyming%20Bingo%20Set.pdf>

Books with phonics to read



Listen to the story - what sounds can you hear?

<https://www.bbc.co.uk/teach/school-radio/eyfs-listening-skills-weather/zvrcf4j>

This book focuses on blending individual sounds to produce 3 letter words such as "ten".

https://www.progressivephonics.com/attachments/article/181/Beginner_Book_2_2015.pdf

This book focuses on the sounds "sh", "th" and "ch".

https://www.progressivephonics.com/attachments/article/18/Int_Book_1_revised_for_voice_th_screen_version.pdf

Strathmore's Recommended activities
week 1 and week 2



<https://www.coffeecupsandcrayons.com/gross-motor-phonics-game-walk-the-word/>

Walk the Word. A fun activity to practise reading simple words outdoors. All you need is a chalk and write a large (sound-out-able) word on the pavement. As your child steps on each letter, he/she says the sound.



<https://meaningfulmama.com/day-263-letter-sound-freeze-dance.html>

Letter Sound Freeze Game. Simply write letters your child is familiar with on the pavement with chalk and start playing music. Let the dance begin! When you stop the music you yell the sound of a letter and your child quickly has to race and find the letter.

