

'The Highway Rat theme'

Home Education – Summer 2 – Weeks 1+2 Writing - Composition and handwriting skills

This half term we will be linking the reading and writing themes to ensure they go 'hand in hand' and add more of a context to the writing aspect. All learners should continue having access to sensory and fine motor activities which encourage an increased use of the pincer grip to develop a more mature writing grasp. Some activities on here will support pupils in their expressive composition in response to a story. Some activities will be more general mark making activities using some of the same language from the story.

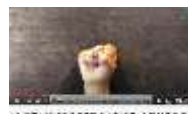
YouTube Videos:

The Highway Rat puppet with Lauren

Feast potion with Lauren

Video to introduce session whilst you get resources and area ready:

<https://youtu.be/fN1Cyr0ZK9M>



<https://youtu.be/o7U4jFs1jo4>

(even if it just helps to set the context every day, the repeated song each day will get your child's attention)

Visuals and key signs:



rat



feast



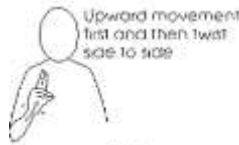
map



lolly stick



Right hand moves forward



Upward movement first and then twist side to side

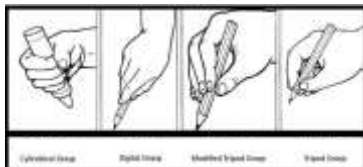
puppet

food

journey



cutting



Concrete resources – what you'll need:

Paper and pens/pencils

Clicker Write (iPad App)

Photos of your local area if possible

Straw/lolly stick/kebab stick

Scissors

tape/glue

Foods / utensils from kitchen.

Ideas for composition and handwriting activities:



1) Use Clicker Write app (explained in weeks 3+4) to upload pictures from the The Highway Rat (screen shot from [YouTube video](#) or from Mike's story time) and structure sentences that go with the pictures.



2) Draw a map of the journey for the Highway Rat. You may want to support your child in making a map for your own walk around your neighbourhood. You could use printed photographs to order where they're going to go and tick/circle as they go.



3) Make your own finger puppets. Using fine motor skills to draw, colour, use scissors and tape. You could even compose your own puppet show or repeat refrains from the story. Have fun!



4) Make your own feast potion. What can you find in the kitchen? Can you support your child to use their fine motor skills to cut, split, mix, and make their own 'potion' with the foods they find? You could make a recipe to go with it!