

Communication

Communication is a key skill for all of our pupils to develop and is supported in many ways, though, for example, PECS, Makaton and Aided Language Displays (ALD). It is important that communication is functional and meaningful. This means that activities need to be exciting, motivating and meaningful to your child. Let's get communicating! Please refer to the Speech and Language link for more information and where to find communication support:

<https://www.strathmore.richmond.sch.uk/page/?title=Speech+and+Language&pid=152>

Below you will find several suggested activities. Please choose the ones that best suit the needs and interests of your child. At the end of the document you will find ALD's and Makaton signs to help guide the activities with your child.

Main activity – What can I see/hear? This activity is based on going on a walk, if going for a walk is not an option please look outside and open your window.

<https://www.oxfordshire.gov.uk/sites/default/files/file/information-childcare-providers/treasuretrove.pdf>. (page 13-16 for more info and ideas)

<https://mynoise.net/NoiseMachines/springWalkSoundscapeGenerator.php> - This website makes sounds you would hear on a walk for an alternative.

Starter activities are based on adult modelling. The adult plays and comments during the activity to capture the child's attention and encourage communication.

What can I hear?

When going on a walk with your child listen to different sounds (see below for pictures / ALD's to support) and comment on what you can hear during your walk. Remember to model some sentences e.g. "I hear a car"

Extension: Use concepts such as loud / quiet, "I hear a loud car"

Focus: attention and listening and labelling sounds.



What can I see?

When going for a walk with your child comment on the world and path around you with simple and clear language. For example, pointing to a tree "Look, Tree!"

Focus: attention and listening, experiencing vocabulary that is in their local environment.

Extension: Use the comment of "I see a tree!" "What do you see?"

I Spy – on my walk!

Play the classic game that is I Spy on a walk with your child.

You can use sounds and letters e.g. "I spy with my little eye something that begins with A"

Or

You can describe objects "I spy with my little eye something big and green!"

Focus: attention and listening, understanding language and applying their knowledge to a game.



Communication


'Going on a Bear Hunt' sensory story

Activity: Use the resources to enhance the story and engage your child.

Resources: 'Going on a bear hunt' storybook OR YouTube link <https://www.youtube.com/watch?v=0gyl6ykDwds>,

Grass – green pompom, green cloth, green wool or grass from the garden, River – water spray, Forest – sticks from the garden, leaves or soil, Snowstorm – bubbles, Cave – blanket, Bear – teddy, Bed – familiar blanket, duvet or sheet.

Focus: Attention and listening



Where are you, teddy bear?

Activity: Hide the teddy bear under the fabric while your child observes, say "Where are you teddy bear?". Then quickly uncover it and say "peekaboo!" You could also put the teddy in the box and do the same thing. Take turns hiding the teddy bear. Encourage your child to reach for the teddy when they see it and ask for more using an ALD or Makaton signing.

Resources: a teddy bear, a blanket/fabric or a box, ALD board.

Focus: Engaging the child, making requests for more, reaching for an object.



Sound Cause and Effect app


Activity:

<https://www.sensoryapphouse.com/speak-up>

Free app download for iPads or tablets

Resources: iPad or tablet

Focus: making vocalisations / sounds to cause and effect.



Playing with teddies

Activity: Let your child choose and request a teddy bear using, you will also have a teddy bear. You can prompt any imaginary play with the teddy bear, for example, a picnic or a race or just a conversation- encourage use of vocabulary and/or Makaton signs or ALD's. Remember to take turns speaking and playing.

Resources: Any teddy bears (or similar that your child enjoys), ALD boards

Focus: choosing, requesting, turn taking, imaginary play



Bottle Toy Activity

Make a Bottle toy with your child see below for the instructions.

Plan:

<https://pecsusa.com/download/Bottle%20Toy%20Activity%20Plan.pdf>

PECS – symbols:

<https://pecsusa.com/download/Bottle%20Toy%20Activity%20Pictures.pdf>

Video Explanation

<https://www.youtube.com/watch?v=vCgFKjxicow&feature=youtu.be>

Focus: making requests, attention and listening.



Rainbow jar!

Activity: Child pulls the ribbon, encourage them to comment "I see a red ribbon", "I see a long ribbon" and practise turn taking

Resources: plastic jar or box, plastic lid with holes through, different coloured ribbons (knots are on both ends of each ribbon)

Focus: Commenting and turn taking

ALD boards with different colours/ short/ long/ more/ finished



Communication

Five senses field walk

Activity: Go on a walk with your child around the garden or the park, encourage them to use all of their senses. What do they see, hear, smell, touch and taste? (Perhaps for taste they could pack a healthy snack or pick an edible berry). Encourage them to draw (or write) what they observe. Use questions to provoke interest, eg, What colour are the trees? What does that smell remind you of? Can you hear the birds? Do you think they are big or small birds?

Resources: 5 senses field walk worksheet (please see attached below), pen/pencil, healthy snack.

Focus: observation skills, using language to describe observations.



Painting sticks and making home-made mobile

Activity: Let your child choose 2 sticks and give one to you. Child requests the items they need for painting and colours of paints. Paint more sticks, then when the sticks are painted, let them dry and then tie them to the long stick with some string.

Resources: different length sticks, paint brush, different colours paints, string, ALD boards (or Makaton) to request the colours/ water/ paint and paintbrush, more stop/ finished and commenting I see/ long/ short

Focus: choosing, requesting, commenting and taking turns.



Cosmic Kids Yoga- we're going on a bear hunt!

Activity: Your child can follow the video for a 'Going on a bear hunt' themed yoga session. Feel free to join your child ☺

Longer version:

<https://www.youtube.com/watch?v=wIMK6iscmfo>

Shorter version:

<https://www.youtube.com/watch?v=KAT5NiWHFIU>

Resources: Ipad/laptop/smart television.

Focus: Exercising, copying, turn taking and following instructions.



It may take some time for your child to start making requests. Keep trying but if you feel they are not interested please change the toys or the activities.

Please refer to this video on adult modelling and using different communication supports:
<https://www.youtube.com/watch?v=Elipq0h5AJE&feature=youtu.be>

Please refer to these videos for information on communication support apps Grid Player and GoTalk:

<https://www.youtube.com/watch?v=L2Zxpg5xqWk&feature=youtu.be>

https://www.youtube.com/watch?v=q6Ep_6uSagk&feature=youtu.be

Communication

Useful links

<http://www.brainparade.com/products/see-touch-learn-free/>

<https://www.helpkidzlearn.com/>

<https://www.sensoryapphouse.com/>

<https://www.visuals2go.com/>

<https://speechandlanguage.info/parents/activities>

<https://www.oxfordshire.gov.uk/sites/default/files/file/information-childcare-providers/treasuretrove.pdf>

<https://chatterpack.net/>

<https://pecsusa.com/support-at-home/>






Below are some Aided Language Displays and Makaton signs to support you with the activities.

Please do not worry if you do not have a printer.

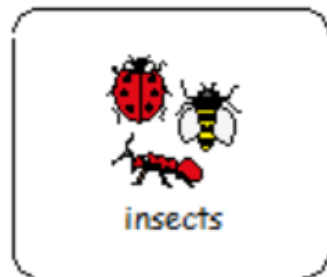
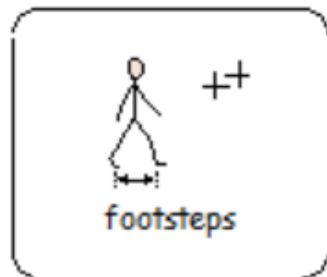
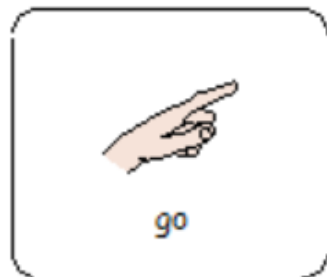
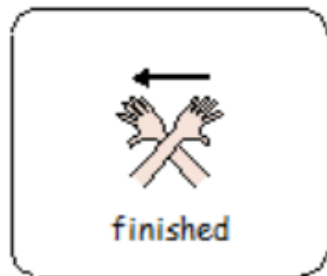

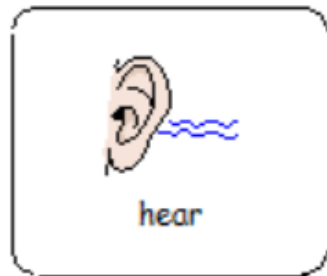
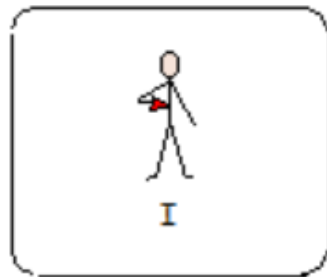
You can print screen the visual you need as a photo and use this with your child.

Use Makaton signs to help you and any device or communication aid your child has e.g. PECS, ALD, iPad.


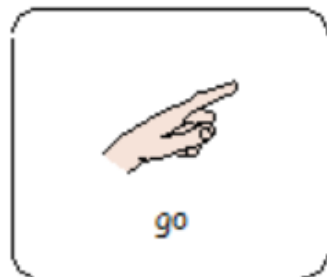
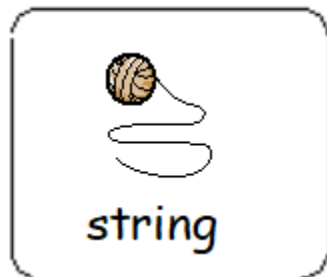
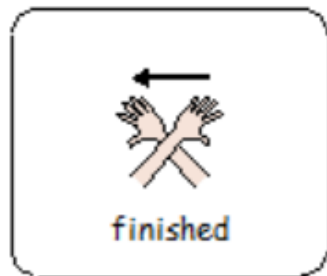
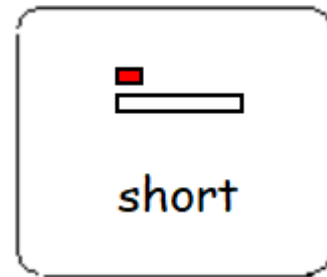
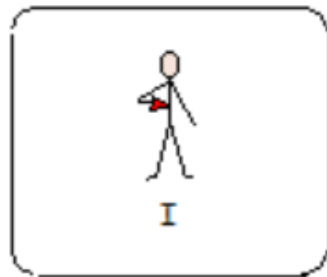
My 5 Senses Field Walk


<p>I can see</p> 	
<p>I can hear</p> 	
<p>I can feel</p> 	
<p>I can smell</p> 	
<p>I can taste</p> 	

Communication
























Communication



 **Super Core Learning**

Eat and drink Grid

I 	want 	biscuit 	help 	eat 
you 	stop 	fruit 	water 	drink 
good 	like 	open 	yogurt 	hungry 
more 	not 	juice 	milk 	thirsty 

thinksmartbox.com 

Communication

